



# APA Enhanced Intermediate Tax-Free Strategy

ENHANCED INTERMEDIATE MATURITY, TAX-EXEMPT MUNICIPAL BOND PORTFOLIOS

## STYLE

Enhanced Interm Municipal Bond

## BENCHMARK

Merrill Lynch BBB, Merrill Lynch A

## INCEPTION

June 30, 2009

## STRATEGY AUM

\$182.5M

## HIGHLIGHTS

- Tailor portfolios to meet the client's specific liquidity needs and tax objectives
- Prudently manage risk by diversifying across a number of investment grade municipal issuers
- Unlimited access to Municipal Bond Team
- Active management of portfolio holdings
- Customization for state specific tax-exempt portfolios

## ADDITIONAL INFORMATION

**Sample Portfolios:** Also available for standard and custom strategies

**Structured:** for investors with higher risk tolerance seeking higher yields and attractive after-tax returns

**Identify Undervalued Sectors:** through intensive fundamental credit research

**Customized Portfolios:** designed to meet client specific requirements

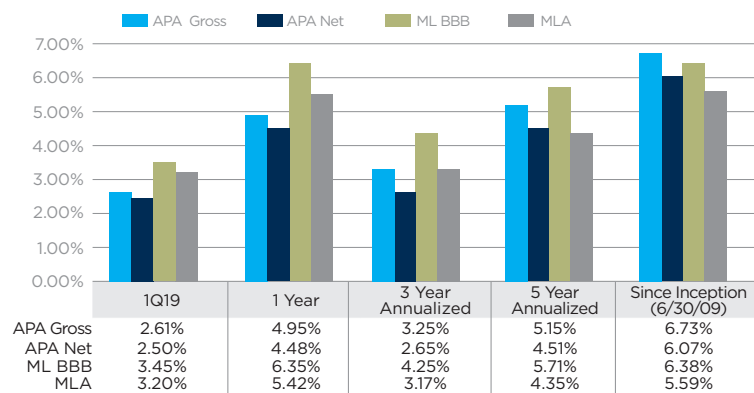
## Objective

APA seeks to provide a high level of income exempt from federal income tax by investing primarily in lower-rated municipal bonds. The strategy seeks to exploit investment opportunities using relative-value and credit analysis, primarily through diversified exposure to the lower bands of investment-grade municipal bonds. Investment opportunities that maximize total return are sought through a well-defined investment process that has been in place for over 25 years.

## Investment Process

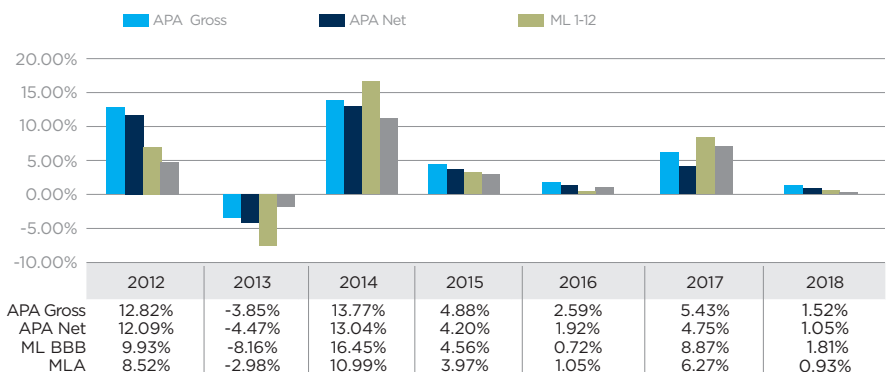
- Conducted thorough relative-value and credit analysis to take advantage of pricing inefficiencies in the market
- Fundamental bottom-up credit research is the cornerstone of our approach to high-yield investing. We combine our fundamental research with an investment process that emphasizes both risk management and relative-value investing to achieve competitive risk-adjusted returns.
- Customize portfolios to meet your clients' specific tax objectives, income requirements and risk tolerance
- Provide ongoing internal analysis of credit quality and underlying fundamentals

## Annualized Performance as of 3/31/19



*Periods less than one year are not annualized.*

## Calendar Year Performance as of 3/31/19



*Past performance is not indicative of future results.*

## CONTACT US

ContactUs@AssetPreservationAdvisors.com

(404) 261-1333

www.AssetPreservationAdvisors.com

## Top 10 Holdings as of 3/31/19

	Rating	Date of Maturity
Florida Higher Edl Facs Fing Auth Rev	Baa1/A-	4/1/2027
Greene Cnty GA Dev Auth Rev	NR	1/1/2046
Montgomery Cnty PA Indl Dev Auth Retirement Cmnty	A-	11/15/2025
Miami Beach Fla Health Facs Auth Hosp Rev	Baa1	11/15/2029
SC Jobs-Economic Dev Auth Hosp Rev	PRE-RE	8/1/2023
Lower Colo Riv Auth Tex Rev	A2/A	5/15/2026
Private Colleges & Univs Auth GA Rev	A3	4/1/2027
Wisconsin St Health & Edl Facs Auth Rev	PRE-RE	8/15/2022
Southeastern PA Transn Auth Rev	A3/AA-	6/1/2021
Tyler Tex Health Facs Dev Corp Hosp Rev	PRE-RE	7/1/2021

## Portfolio Characteristics as of 3/31/19

Average Maturity	10.34 years
Average Duration	4.36 years
Average Coupon	5.03%
Yield to Worst	2.44%
Average Credit Quality	A2/A
Number of Issuers	378

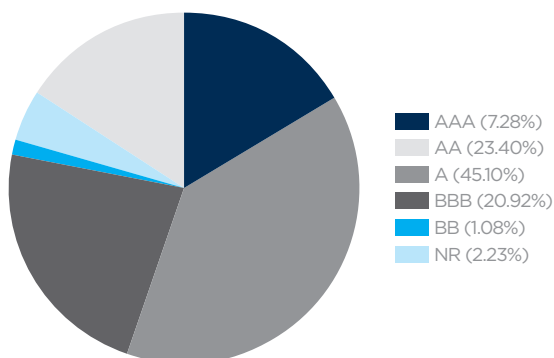
## Top 5 Sectors as of 3/31/19

Medical	33.16%
Education	25.68%
General Obligation	14.47%
Transportation	11.01%
Utilities	10.00%

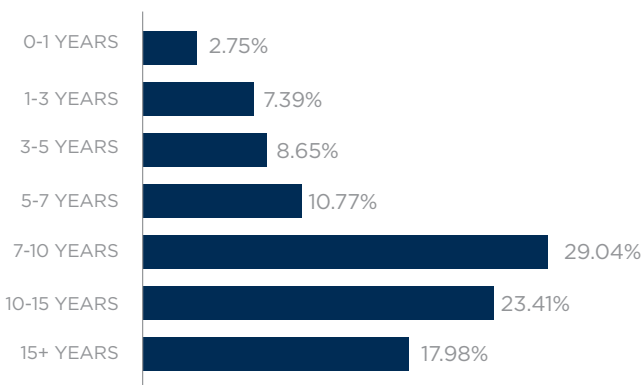
## Top 10 States as of 3/31/19

FL	13.27%	MI	5.12%
TX	13.26%	NJ	3.48%
CA	7.84%	IN	3.40%
GA	7.65%	LA	3.37%
PA	7.32%	IL	3.22%

## Credit Quality as of 3/31/19



## Maturity Breakdown as of 3/31/19



## Disclosures

Past performance is not indicative of future results. This material is not financial advice or an offer to sell any product. The performance and portfolio characteristics shown relate to the APA Enhanced Intermediate Tax-Free Strategy Composite (the "Composite") formerly High Income Tax-Exempt Composite.

Not every client's account will have these exact characteristics. The actual characteristics with respect to any particular client account will vary based on a number of factors including but not limited to: (i) the size of the account; (ii) investment restrictions applicable to the account, if any; and (iii) market predicaments at the time of investment. APA reserves the right to modify its current investment strategies and techniques based on changing market dynamics or client needs. The information provided in this report should not be considered a recommendation to purchase or sell any particular security. There is no assurance that any securities discussed herein will remain in an account's portfolio at the time you receive this report or that securities sold have not been repurchased. The securities discussed may not represent an account's entire portfolio, and in the aggregate may represent only a small percentage of an account's portfolio holdings. It should not be assumed that any of the security transactions, holdings or sectors discussed were or will prove to be profitable, or that the investment recommendations or decisions we make in the future will be profitable or will equal the investment performance of the securities discussed herein.

APA is an investment adviser registered with the U.S. Securities and Exchange Commission. Registration does not imply a certain level of skill or training. More information about the advisor including its investment strategies and objectives can be obtained by visiting [www.assetpreservationadvisors.com](http://www.assetpreservationadvisors.com). A list of composite descriptions is available upon request.

For comparison purposes, the Composite is measured against the BofA Merrill Lynch BBB Municipal Securities Index and the Single- A Municipal Securities Index. The BBB Municipal Securities Index is a subset of the BofA Merrill Lynch US Municipal Securities Index including all securities rated BBB1 through BBB3, inclusive. The Single- A Municipal Securities Index is a subset of the BofA Merrill Lynch US Municipal Securities Index including all securities rated A1 through A3, inclusive. The volatility of the indices could be materially different from that of the Composite. It is not possible to invest in the indices.

Returns are presented gross and net of investment advisory fees and include the reinvestment of all income. Gross returns will be reduced by investment advisory fees and other expenses that may be incurred in the management of the account.

The fee schedule for APA's investment advisory services for separately managed accounts in the APA Enhanced Intermediate Tax-Free Strategy Composite is 0.65% on net assets under management. Actual investment advisory fees incurred by clients may vary. A complete description of APA's fee schedule can be found in Part 2 of its FORM-ADV which is available at [www.assetpreservationadvisors.com](http://www.assetpreservationadvisors.com) or by calling (404) 261-1333.